



YANMAR DIESEL AMERICA CORP.

• 851 Corporate Grove Drive, Buffalo Grove, IL 60089-4508
• Telephone 847-541-1900 • FAX 847-808-8888

SERVICE ADVISORY

NOVEMBER 1, 2000

TO: All Marine Distributors

SUBJECT: Hard Starting

MODELS: 3GM30 Series

We have received reports of later model 3GM30 models that are hard starting, particularly after not being operated for a period of time. The cause of this problem appears to be a failure of the check valve, p/n 128296-59940, in the fuel line between the fuel feed pump and the fuel injection pump. [See Figure 1] The check valve can "dry out" and either allow air to enter the fuel system or allow fuel system pressure to "bleed off" into the fuel return system.

To correct this problem, we recommend you remove the late model fuel line and check valve assembly, p/n 119173-59120, [See Figure 1], connecting the fuel feed pump to the fuel injection pump and replace it with the earlier style fuel line, p/n 28390-59010. [See Figure 2] Replace the long bolt that secured the check valve housing with a new shorter bolt, p/n 26106-080142. Be sure to use new sealing washers, p/n 23414-120000, when installing the new fuel line.

It will also be necessary to remove the fuel return line that ran from the check valve housing to a "Tee" fitting that connected this return line to the return line coming from the fuel injectors. [See Figure 3] Remove the return line, the "Tee", and the short hose from the "Tee" to the output nipple on the fuel injector return line. Connect the fuel tank return line directly to the output nipple on the fuel injector return line. [See Figure 4]

Bleed the air from the fuel system, check for leaks and test. Submit a warranty claim for the parts used, .5hr to R&R the fuel lines and .5hr for testing.

Parts List: Qty. 1 128390-59010 Fuel Line
Qty. 4 23414-120000 Packing
Qty. 1 26106-080142 Bolt 8X14

FIGURE 1




FIGURE 2




FIGURE 3




FIGURE 4

